



chris coffin

A SMALL SAMPLING OF
chris coffin's
photography & design

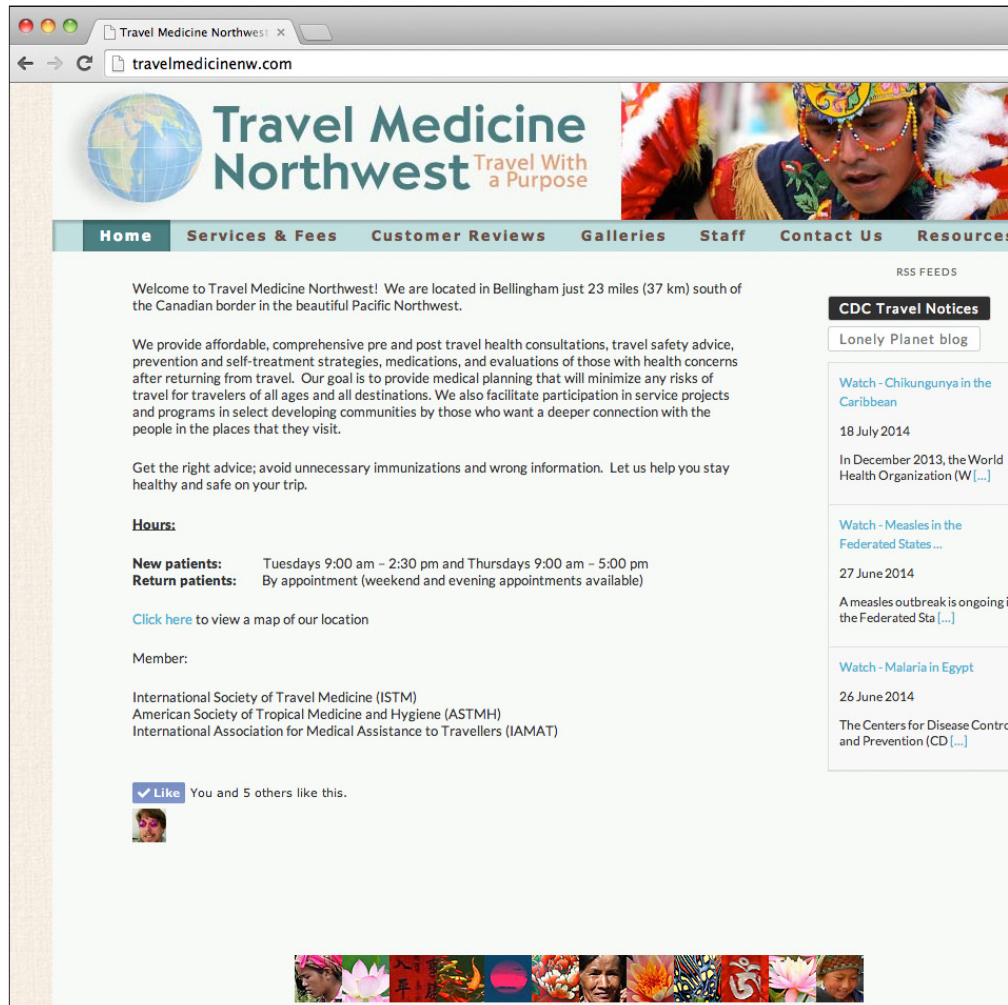
<http://coffinart.com>
chris@coffindesign.com

3 6 0 . 2 9 6 . 9 6 8 8

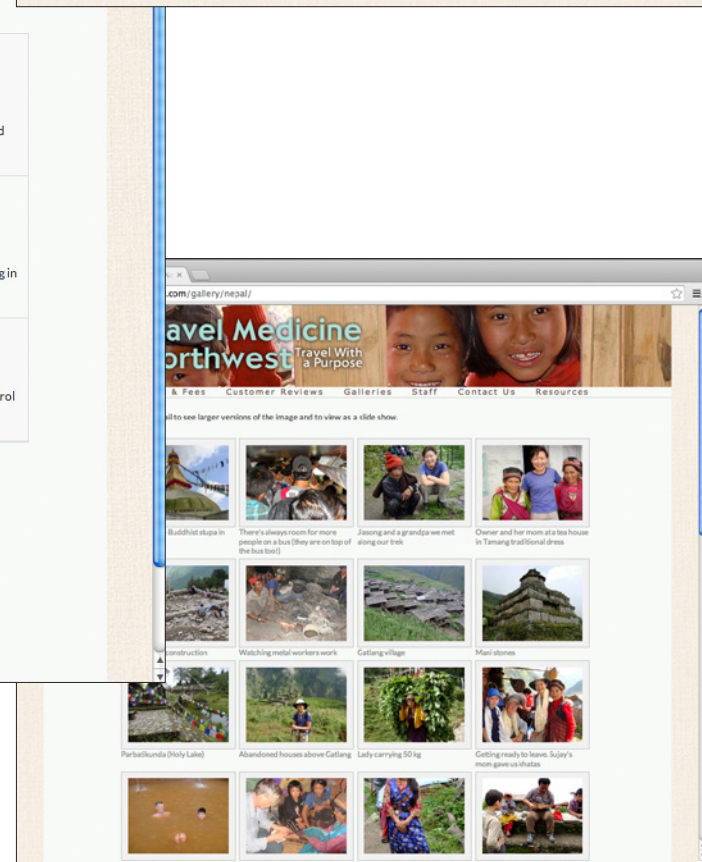
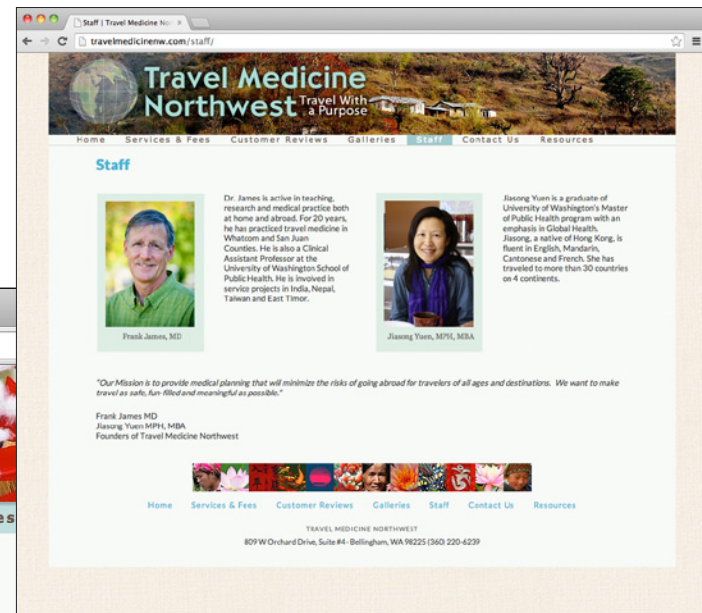
web design/development

Travel Medicine Northwest

This is a WordPress based site I designed and built by creating a child theme from the Twenty Eleven theme.



chris coffin
photography & design
chris@coffindesign.com
3 6 0 . 2 9 6 . 9 6 8 8



design / photography / production

Whatcom Volunteer Center


The Whatcom Volunteer Center always has plenty of requests for services, what they are generally lacking is volunteers to provide those services. They wanted to distribute a set of posters in an attempt to bring in volunteers. I was given a hand drawn logo, a number of poorly shot photos of volunteers "in action" and a budget of \$850 for design, production and printing. I became a volunteer.

I wanted to give the center a set of posters that would stand out from the usual bulletin board/neighborhood market window montage where they would be used. I also needed to communicate the idea that the center had the tools to provide services, what it really needed was people: "you."

Giving back the photos they provided I shot my own in my studio. I redrew the logo in Illustrator and gave them a copy of the new vector file. The final poster was 11 x 17.



chris coffin
photography & design
chris@coffindesign.com
3 6 0 . 2 9 6 . 9 6 8 8



design / production

10 Simple Ways - Whatcom County Health Department

A series of informational pamphlets made available to county health departments across the country in English, Spanish and Russian.



chris coffin
photography & design
chris@coffindesign.com
3 6 0 . 2 9 6 . 9 6 8 8



10 Simple Ways You Can Protect Your Baby's Smile

- Lift the lip**
Babies change quickly, so it's important to lift your baby's lip and look for changes on your baby's teeth monthly. If you notice white or brown spots on the teeth or anything unusual, phone your baby's dentist or ask your baby's doctor.
- Start dental check-ups by first birthday**
All babies should have their teeth checked by a dentist or doctor by the first birthday. Start regular dental checkups at an early age to help keep your baby's teeth healthy.
- Protect your baby's teeth with fluoride**
Fluoride is a mineral that helps make teeth stronger and better able to fight cavities. Ask your baby's dentist or doctor about fluoride varnish applications. If your tap water is not fluoridated, check with your baby's doctor or dentist to see if your child will benefit from fluoride drops or tablets.
- Brush daily**
Clean your baby's teeth every night before bed. The younger you start, the easier it is to develop the habit. You can place your child's head in your lap to allow for enjoyable and effective brushing.
Clean infant gums and first teeth with a moist cloth or small soft toothbrush. For babies with more teeth, use a small (rice grain size) bit of fluoridated toothpaste on a soft toothbrush.
- Limit sugar and frequent snacking**
Bacteria that cause cavities feed on sugars and starches. This includes crackers, pretzels, juice, pop and candy. Offer healthy foods at planned meal and snack times; limit eating in-between.
Limit juice and save soda-pop for special occasions. Offer water at other times when your child is thirsty.
- No bottles in bed**
Formula, milk, juice and breast milk cause cavities when left in your baby's mouth while sleeping. If you must give your baby a bottle in bed, fill it with plain water.
- Wean from bottle to cup by one year**
Begin offering a sippy cup at 6 months; wean from the bottle by age one.
- Don't share toothbrushes**
Cavities are caused by bacteria. Bacteria are passed to babies through saliva. Avoid sharing toothbrushes with your baby. Regular brushing and dental care for you and your children can help lower the risk of spreading cavity-causing bacteria.
- Help children brush up to age six**
Pay attention to bedtime brushing and encourage brushing after breakfast as well.
- Take care of yourself**
Your children learn by watching you. Show them that you value a healthy body and a healthy smile. Brush and floss your teeth, make regular dental visits and take good care of yourself.

print and web design/production

Pipeline Safety Trust

I've been working with the Pipeline Safety Trust since before it's official founding in 2007. After the Olympic pipeline explosion in Bellingham in 1999 I helped start SAFE Bellingham which became the Trust. I have provided all the web design and development as well as the majority of their print design and production throughout the years since. I also currently work part time as their Program Assistant.

The last two website designs have been created through my own custom built responsive WordPress child themes.



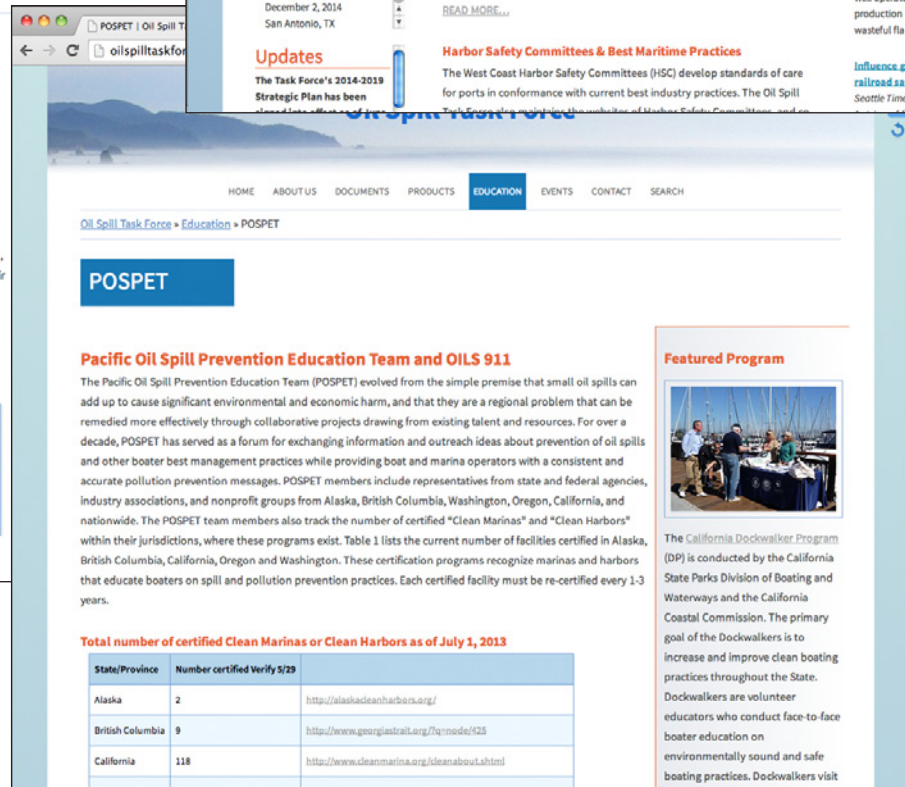
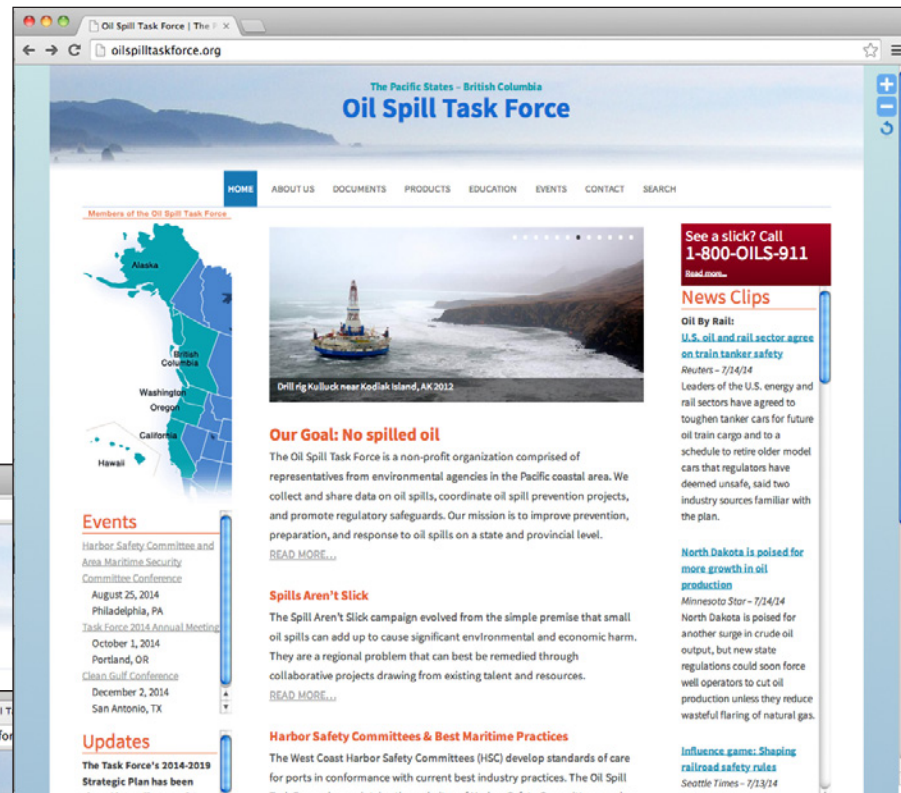
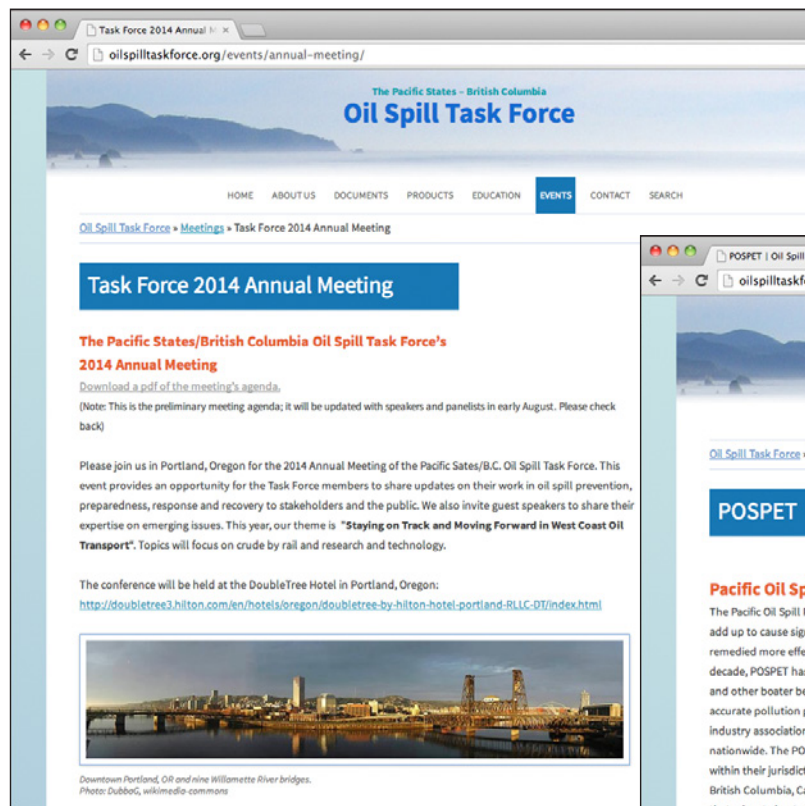
chris coffin
photography & design
chris@coffindesign.com
360.296.9688



print and web design/production

The Pacific States – British Columbia Oil Spill Task Force

Another long term client, I've provided presentation graphics and web design/development for the Task Force for about 8 years. Just this last year I redesigned the html site into a new WordPress version using a custom theme I designed and developed as a child of the Twenty Twelve theme.

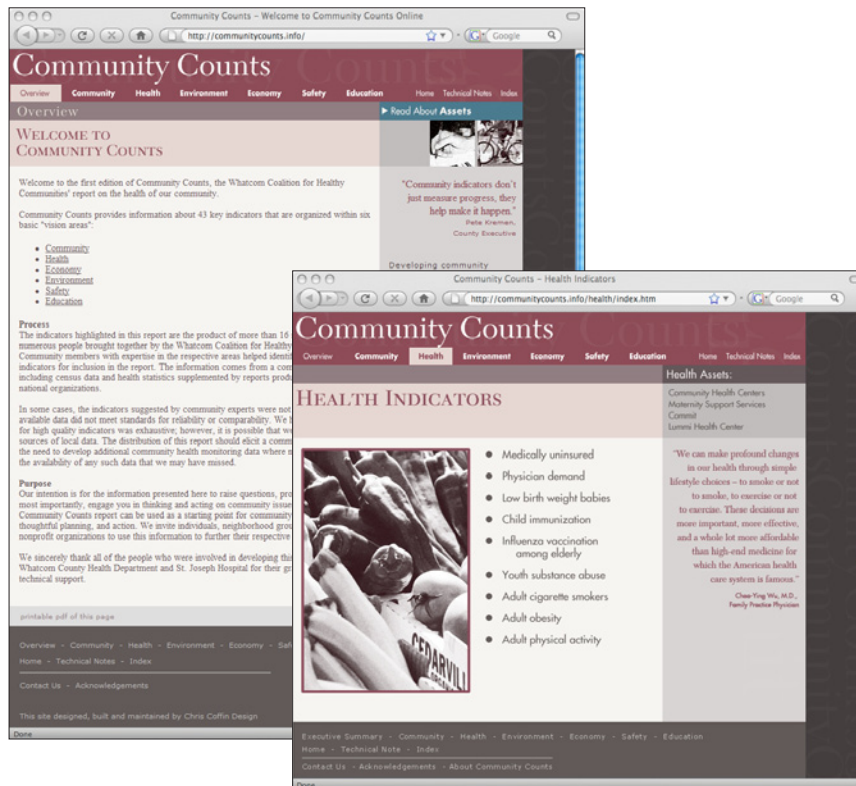


chris coffin
photography & design
chris@coffindesign.com
3 6 0 . 2 9 6 . 9 6 8 8

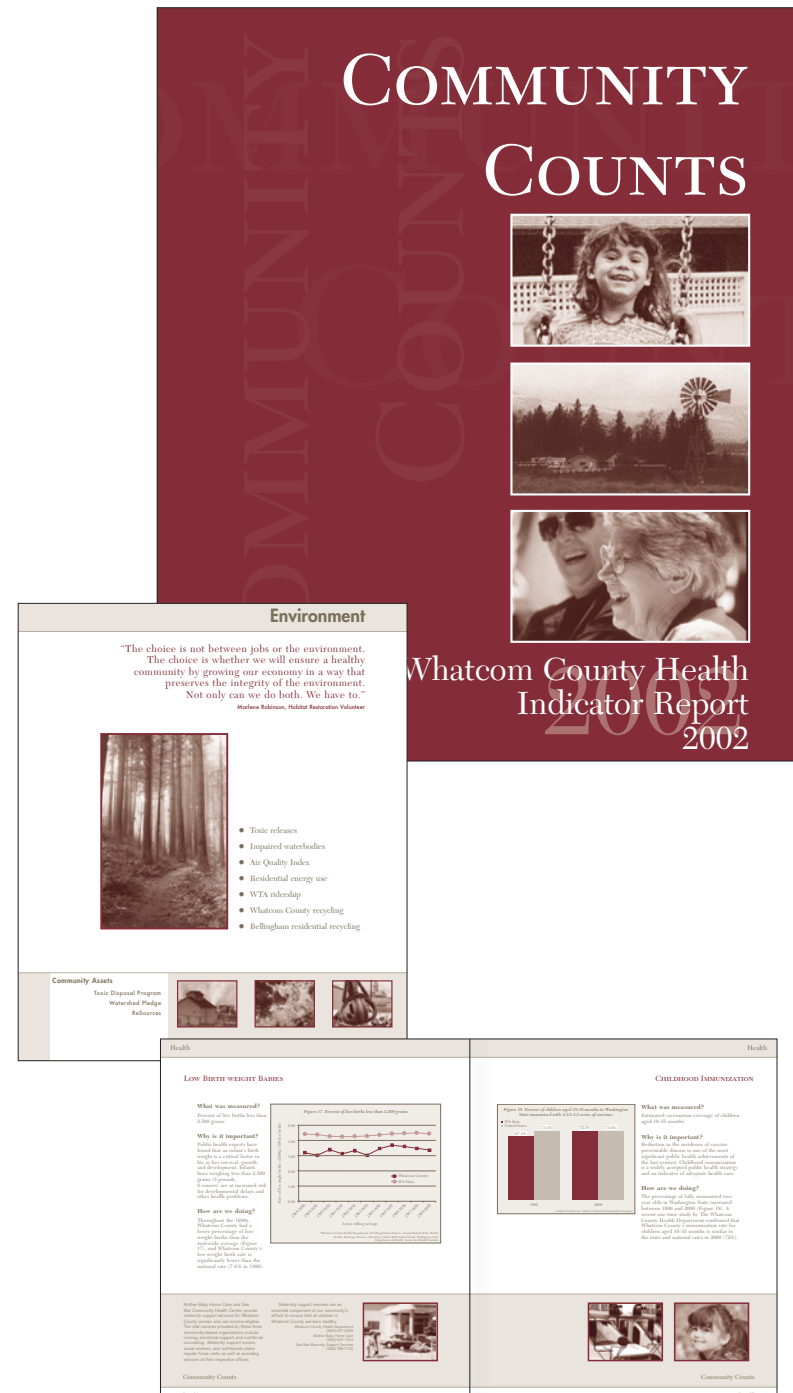
design / photography / production / web design-development

Community Counts

90 page perfect-bound book presenting indicators of community health. The client could only afford two-color printing so I duo-toned warm gray 10 and p696 to broaden the dynamic range for both the photography and the many charts that were presented. I shot all photos for the book on b/w film. After the publication of the book I was asked to design and build a web site that would present the same information. Each corresponding print page was available as a pdf from the web page.



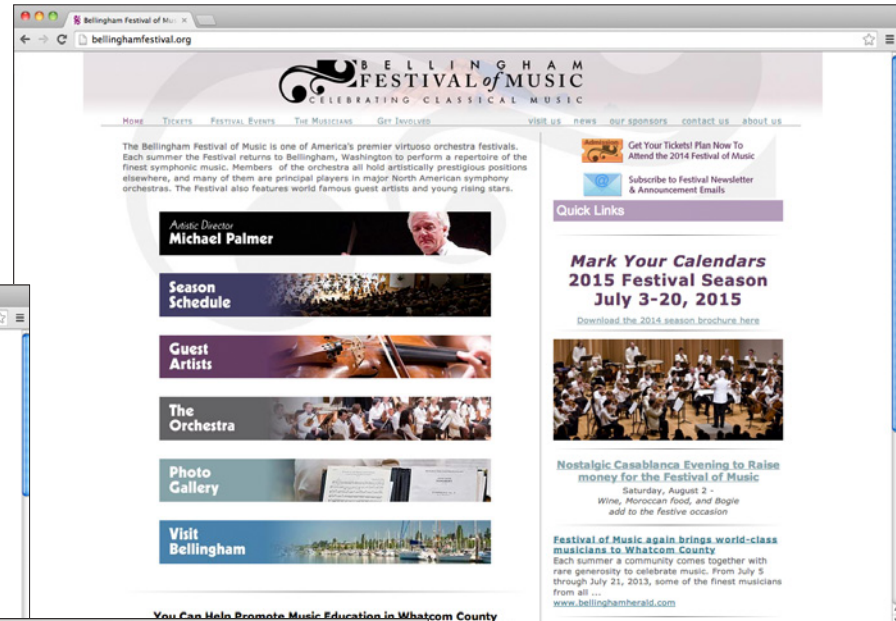
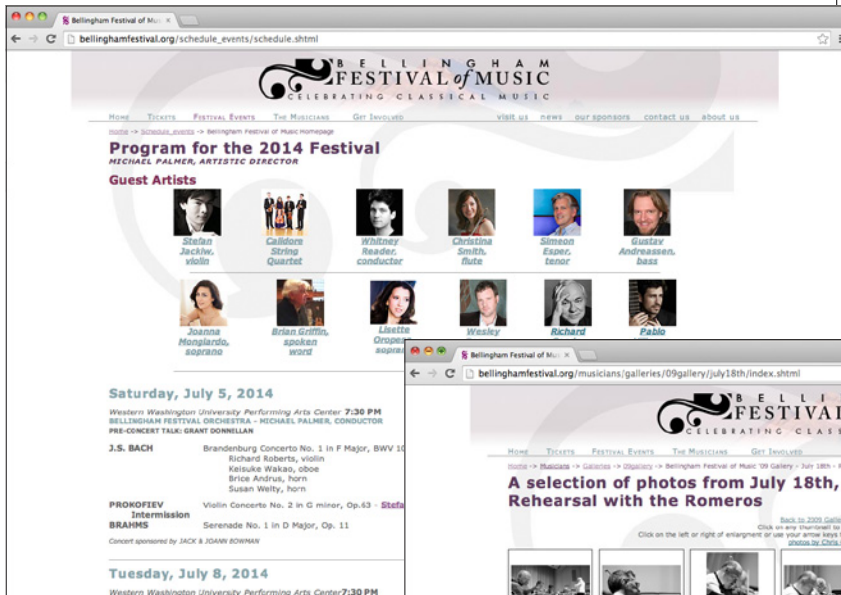
chris coffin
photography & design
chris@coffindesign.com
3 6 0 . 2 9 6 . 9 6 8 8



web design-development / photography

Bellingham Music Festival

The Festival has been one of my clients for about 7 years. During that time I have redesigned the website twice, provided web updates, bulk email mailings and performance and rehearsal photography. This site is html with server-side includes set up with templates for editing in Dreamweaver CS6 so that some of the Festival staff can provide simple content updates without risk to the structural components of the site.




chris coffin
photography & design
chris@coffindesign.com
3 6 0 . 2 9 6 . 9 6 8 8

design / production

BP / White Inc.

As a subcontractor of White, Inc., I was asked to design a booklet for the 35th anniversary of the construction of the Cherry Point Refinery now owned and operated by British Petroleum. Due to circumstances beyond her control I was given 10 days to go from nothing to press. Principle photography had been completed but no writing or design had started. She told me, "make it look like a National Geographic magazine." I used my own photography from a recent trip to the Painted Hills in Oregon for the background images used in the "March of the Dinosaurs" spread.



chris coffin

photography & design

chris@coffindesign.com

3 6 0 . 2 9 6 . 9 6 8 8


design / production / photography / web design-development

Binyon Vision Center

To celebrate their new interior design the Binyon Vision Center wanted a new brochure and web site. I provided the design and photography for the brochure and website as well as doing portrait sessions with some of their clients for 18 x 24 framed black and white prints that were displayed in the center.



chris coffin
photography & design
chris@coffindesign.com
3 6 0 . 2 9 6 . 9 6 8 8

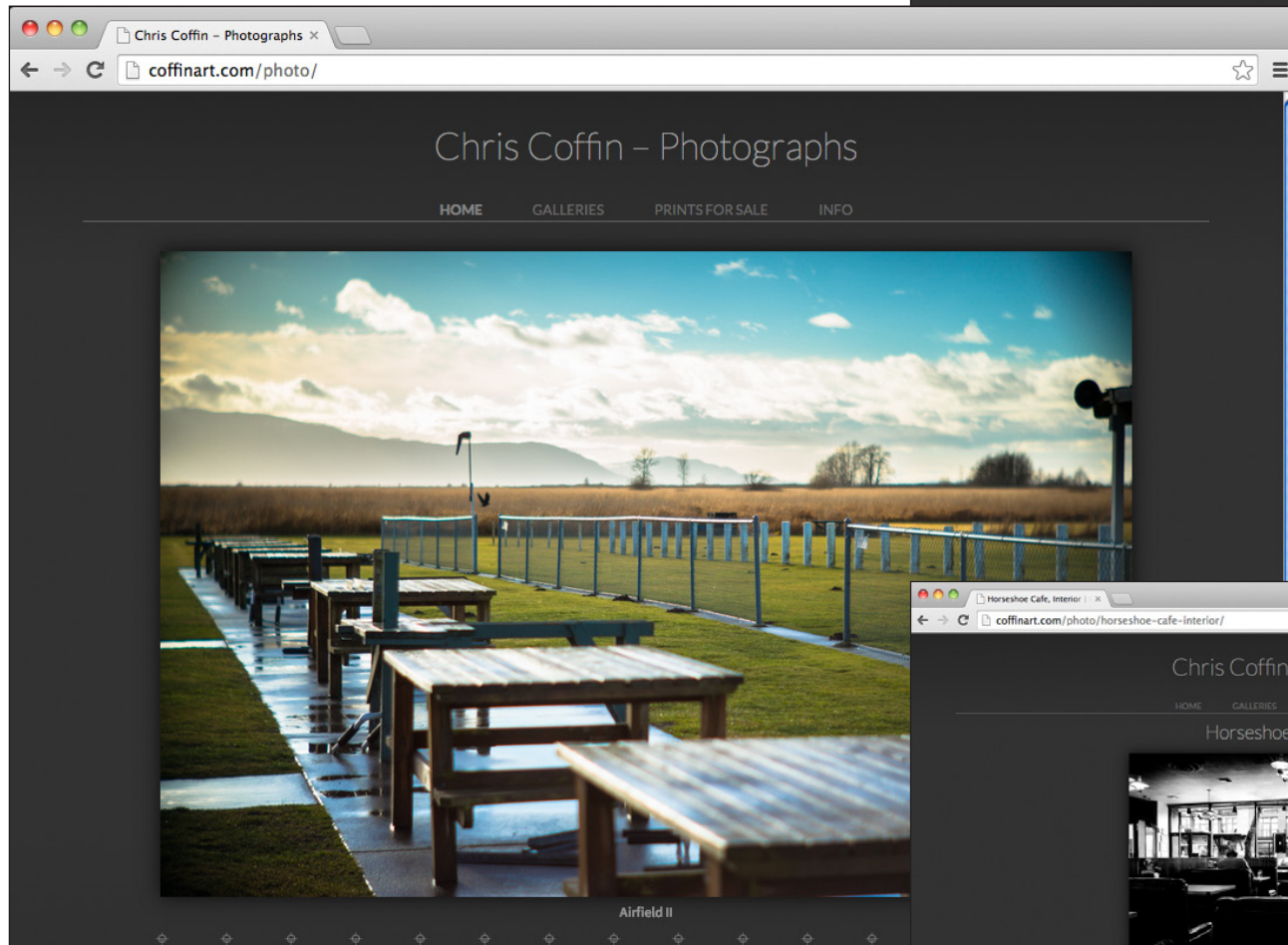


chris coffin

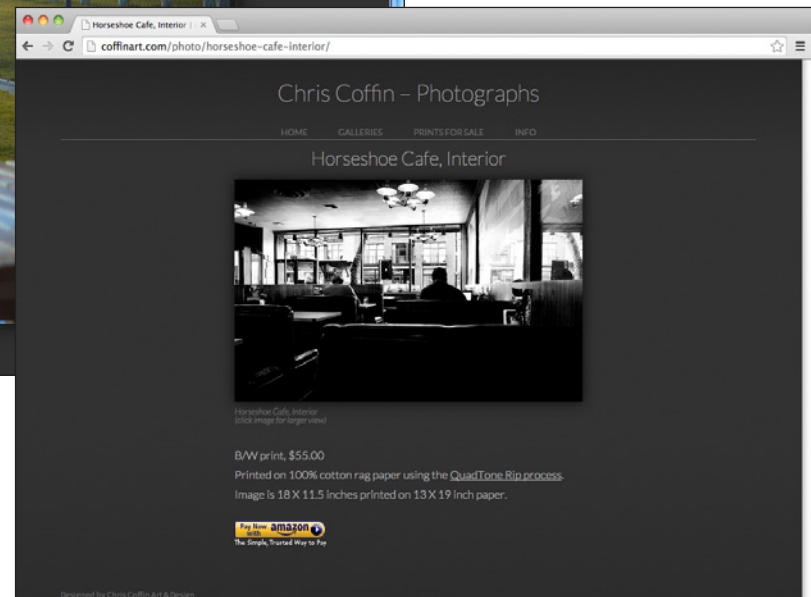
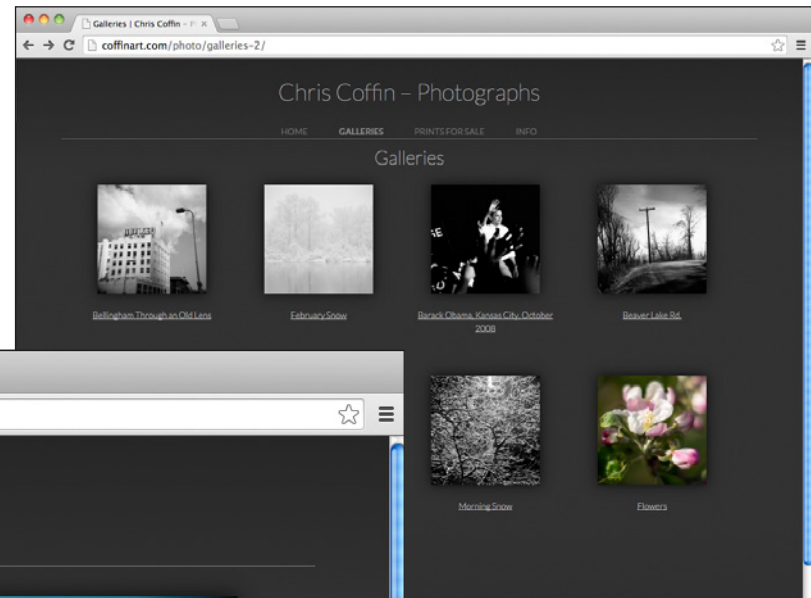
photography/web design/development

Chris Coffin Photography

My own website that showcases my recent photography. This uses a responsive WordPress child theme I designed and built based on the Twenty Twelve theme.



chris coffin
photography & design
chris@coffindesign.com
3 6 0 . 2 9 6 . 9 6 8 8



photography

Bellingham Weekly

I was hired to shoot two cover stories for the Bellingham Weekly. The bowling theme shoot took two days at a local bowling alley. The editor of the Weekly invited all of the candidates in the county council election that fall to come bowl while being interviewed.

To the right is the Thanksgiving week issue or what I call the "evil pilgrim" cover shot. I had brought lights to the brewery and we did a number of setups with the brewmeister dressed as a pilgrim. The one we liked best happened by chance during the interview when one of the work lights they use in the big fermenting chambers was plugged in by another worker, lighting the brewer and his beer from below. It's always good to be open to the inspiration of happy accidents.



chris coffin

photography & design

chris@coffindesign.com

3 6 0 . 2 9 6 . 9 6 8 8



THANKS FOR VIEWING
A SMALL SAMPLING OF
chris coffin's
photography & design



above the market, 2008

please contact me at
chris@coffindesign.com
3 6 0 . 2 9 6 . 9 6 8 8

please visit me at
<http://coffinart.com>

chris coffin